






1. I have been told about the study and I know why it is being done and what to do. I know that I do not have to do it if I do not want to. If I have questions I can ask my teacher. I know that I can stop at any time.

		Response Percent	Response Count
I understand and will begin the survey.		100.0%	20
I would rather not do it.		0.0%	0
		answered question	20
		skipped question	0






2. Where do you go to school?

		Response Percent	Response Count
IS 53		0.0%	0
IS 109		0.0%	0
IS 137		0.0%	0
IS 192		0.0%	0
IS 210		0.0%	0
IS 226		0.0%	0
IS 238		100.0%	20
MS 202		0.0%	0
PS 42		0.0%	0
PS 197		0.0%	0
PS 223		0.0%	0
PS/IS 116		0.0%	0
PS/IS 225		0.0%	0
Al-Ihsan Academy		0.0%	0
August Martin HS		0.0%	0
Beach Channel HS		0.0%	0
Business Computer Application HS		0.0%	0
Christ Lutheran School		0.0%	0
Devine Mercy Catholic Academy Elementary and Middle School		0.0%	0
Far Rockaway HS		0.0%	0
Grace Lutheran Day School		0.0%	0
John Adams HS		0.0%	0




Richmond Hill HS	0.0%	0
St. Francis De Sales School	0.0%	0
St. Joachim and Anne	0.0%	0
St. Joseph's Parish Day	0.0%	0
St. Rose of Lima School	0.0%	0
Other	0.0%	0
other school (please specify)		0
answered question		20
skipped question		0

3. What grade are you in?			
		Response Percent	Response Count
6th		50.0%	10
7th		45.0%	9
8th		5.0%	1
9th		0.0%	0
10th		0.0%	0
11th		0.0%	0
12th		0.0%	0
answered question			20
skipped question			0




4. How often do you use your computer at home for homework?

		Response Percent	Response Count
I don't have a computer at home		35.0%	7
I don't use my home computer for homework		5.0%	1
A few times a year		5.0%	1
About once a month		0.0%	0
About once a week		20.0%	4
Almost every night		35.0%	7
		answered question	20
		skipped question	0






5. Compared to last year, this year my teachers are using computers...

		Response Percent	Response Count
less		25.0%	5
about the same amount		20.0%	4
more		55.0%	11
		answered question	20
		skipped question	0






6. Compared to last year, this year students in my grade are using computers...

		Response Percent	Response Count
less		35.0%	7
about the same amount		15.0%	3
more		50.0%	10
answered question			20
skipped question			0




7. During this school year, how much time per week did you spend using computers in your class(es)?

		Response Percent	Response Count
Not at all		35.0%	7
Less than one period per week		25.0%	5
1 or 2 periods (or a double period) per week		20.0%	4
3 to 4 periods per week		10.0%	2
More than 4 periods per week		10.0%	2
answered question			20
skipped question			0




8. During this school year, I typed up reports and assignments.

		Response Percent	Response Count
Never		30.8%	4
A few times a year		7.7%	1
About once a month		15.4%	2
About once a week		38.5%	5
Almost every day		7.7%	1
answered question			13
skipped question			7






9. During this school year, I made spreadsheets and graphs.

		Response Percent	Response Count
Never		30.8%	4
A few times a year		61.5%	8
About once a month		0.0%	0
About once a week		7.7%	1
Almost every day		0.0%	0
answered question			13
skipped question			7





10. During this school year, I used blogs to communicate with other students and teachers

		Response Percent	Response Count
Never		69.2%	9
A few times a year		7.7%	1
About once a month		0.0%	0
About once a week		0.0%	0
Almost every day		23.1%	3
answered question			13
skipped question			7




11. During this school year, I did research on the Internet for a report or assignment.

		Response Percent	Response Count
Never		15.4%	2
A few times a year		7.7%	1
About once a month		23.1%	3
About once a week		15.4%	2
Almost every day		38.5%	5
answered question			13
skipped question			7




12. During this school year, I made a PowerPoint presentation.

		Response Percent	Response Count
Never		61.5%	8
A few times a year		7.7%	1
About once a month		23.1%	3
About once a week		7.7%	1
Almost every day		0.0%	0
answered question			13
skipped question			7






13. During this school year, I used the computer to make a graphic novel.

		Response Percent	Response Count
Never		76.9%	10
A few times a year		15.4%	2
About once a month		0.0%	0
About once a week		7.7%	1
Almost every day		0.0%	0
answered question			13
skipped question			7






14. During this school year, I took a test on the computer.

		Response Percent	Response Count
Never		30.8%	4
A few times a year		15.4%	2
About once a month		0.0%	0
About once a week		53.8%	7
Almost every day		0.0%	0
answered question			13
skipped question			7




15. During this school year, I used a computer program to improve my study skills or learning skills.

		Response Percent	Response Count
Never		7.7%	1
A few times a year		30.8%	4
About once a month		15.4%	2
About once a week		15.4%	2
Almost every day		30.8%	4
answered question			13
skipped question			7


16. During this school year, I made or listened to a podcast.

		Response Percent	Response Count
Never		38.5%	5
A few times a year		23.1%	3
About once a month		15.4%	2
About once a week		7.7%	1
Almost every day		15.4%	2
answered question			13
skipped question			7





17. During this school year, I made or edited a webpage or worked in a web environment, like a wikispace.

		Response Percent	Response Count
Never		69.2%	9
A few times a year		0.0%	0
About once a month		7.7%	1
About once a week		23.1%	3
Almost every day		0.0%	0
answered question			13
skipped question			7





18. This school year, I collected data using equipment that go with the computer, like probes or PDAs.

		Response Percent	Response Count
Never		100.0%	13
A few times a year		0.0%	0
About once a month		0.0%	0
About once a week		0.0%	0
Almost every day		0.0%	0
answered question			13
skipped question			7









19. This school year, I made or edited a video or movie.

		Response Percent	Response Count
Never		53.8%	7
A few times a year		7.7%	1
About once a month		7.7%	1
About once a week		30.8%	4
Almost every day		0.0%	0
answered question			13
skipped question			7

20. During the past school year, I created or contributed to a web-based map or timeline.

		Response Percent	Response Count
Never		46.2%	6
A few times a year		38.5%	5
About once a month		7.7%	1
About once a week		7.7%	1
Almost every day		0.0%	0
		answered question	13
		skipped question	7

21. In which classes do you use technology. (Check all that apply)

		Response Percent	Response Count
Math		38.5%	5
Sciences		38.5%	5
English Language Arts		46.2%	6
Social Studies		15.4%	2
Art		7.7%	1
Music		15.4%	2
Physical Education/Gym		0.0%	0
ESL or ELL		76.9%	10
Computer Class		61.5%	8
Multi-Media		0.0%	0
None of the Above		0.0%	0
Other (please specify)			0
answered question			13
skipped question			7

22. How well do you know how to use the following equipment, applications or web sites?

	I never tried	I know the basics	I'm pretty good	I'm an expert	Response Count
Digital camera or video	40.0% (8)	25.0% (5)	30.0% (6)	5.0% (1)	20
Audacity or GarageBand	75.0% (15)	10.0% (2)	15.0% (3)	0.0% (0)	20
iMovie or Movie Maker	60.0% (12)	25.0% (5)	10.0% (2)	5.0% (1)	20
Wikispaces	40.0% (8)	45.0% (9)	5.0% (1)	10.0% (2)	20
Teacher/Class Blogs	40.0% (8)	10.0% (2)	35.0% (7)	15.0% (3)	20
Comic Life	55.0% (11)	20.0% (4)	20.0% (4)	5.0% (1)	20
answered question					20
skipped question					0

23. How much do you agree with these statements?						
	Strongly Disagree	Disagree	Agree	Strongly Agree	Rating Average	Response Count
I am able to learn more when I use computers in my school.	0.0% (0)	0.0% (0)	70.0% (14)	30.0% (6)	3.30	20
I work harder on my assignments when I am using a computer.	5.0% (1)	20.0% (4)	55.0% (11)	20.0% (4)	2.90	20
I would be a better student if I got to use technology more in school.	10.0% (2)	20.0% (4)	30.0% (6)	40.0% (8)	3.00	20
Teachers in this school know a lot about how to use computers to help students learn more.	10.0% (2)	10.0% (2)	50.0% (10)	30.0% (6)	3.00	20
There are enough computers in my school for students to use for their schoolwork.	5.3% (1)	15.8% (3)	36.8% (7)	42.1% (8)	3.16	19
I am using computers in my class (es) in ways that other students in this school are not.	20.0% (4)	40.0% (8)	30.0% (6)	10.0% (2)	2.30	20
I have shown other students how to do things with computers.	0.0% (0)	20.0% (4)	55.0% (11)	25.0% (5)	3.05	20
I have shown a teacher how to do things with computers.	20.0% (4)	50.0% (10)	25.0% (5)	5.0% (1)	2.15	20
I use computers more in my class (es) than other students in this school	20.0% (4)	50.0% (10)	25.0% (5)	5.0% (1)	2.15	20
answered question						20
skipped question						0